

<b>ENSENADA PEGASUS CRI-P-ET</b> NAME	
<b>840M003011816166</b> INTERNATIONAL NUMBER	<b>HO</b> BREED
<b>US3011816166</b> ID	<b>2013-02-15</b> DATE OF BIRTH

ENSENADA PEGASUS C...  
HOL840M003011816166

HICKORYMEA PARKER ...  
HOLUSAM000140909627

SCHILLVIEW GARRETT...  
HOLUSAM000052805710

HICKORYMEA GOLDWYN...  
HOLUSAF000137995680

MR REGEELCREEK SHOT...  
HOLUSAM000053557280

PLUSHANSKI AMEL PA...  
HOLUSAF000130161039

**INDEXES**

PF INDEX	<b>0</b>
PRODUCTION SUBINDEX	<b>103</b>
CONFORMATION SUBINDEX	<b>0</b>
FRAME SUBINDEX	<b>0</b>
DAIRY STRENGTH SUBINDEX	<b>0</b>
FEET & LEGS SUBINDEX	<b>0</b>
UDDER SUBINDEX	<b>0</b>
FERTILITY SUBINDEX	<b>95</b>
ECONOMIC INDEX [PLN]	<b>0</b>
ECONOMIC INDEX RELIABILITY	<b>0</b>

**FUNCTIONAL TRAITS**

CONCEPTION RATE OF HEIFERS	<b>100</b>
CONCEPTION RATE OF COWS	<b>94</b>
CALVING INTERVAL	<b>0</b>
DAYS OPEN	<b>103</b>
SOMATIC CELL SCORE	<b>107</b>
SURVIVAL RATE	<b>110</b>

**PRODUCTION**

PRODUCTION INDEX	<b>28.3</b>	MILK [KG]	<b>-124</b>
FAT [KG]	<b>20</b>	FAT%	<b>0.28</b>
PROTEIN [KG]	<b>4.2</b>	PROTEIN%	<b>0.09</b>
LACTOSE [KG]	<b>0</b>	LACTOSE%	<b>0</b>
DAUGHTERS	<b>134</b>	HERDS	<b>40</b>

**FUNCTIONAL TRAITS - CONFORMATION**





Trait	Type of evaluation	EBV	80	100	120	Rel.	Number of daughters	Number of barns
Size na Frame with rump	-	-	small				tail	-
Conformation na Dairy Strength	-	-	undesirable				desirable	-
Feet & Legs	-	-	undesirable				desirable	-
Udder	-	-	undesirable				desirable	-
Overall Conformation	-	-	undesirable				desirable	-
Stature	-	-	short				tall	-
Body Depth	-	-	shallow				deep	-
Chest Width	-	-	narrow				wide	-
Rump Angle	-	-	high pins				low pins	-
Rump Width	-	-	narrow				wide	-
Rear Leg Set Side View	-	-	straight				sickled	-
Foot Angle	-	-	low				steep	-
Rear Leg Set Rear View	-	-	toe-out				parallel feet	-
Fore Udder	-	-	loos				tight	-
Rear Udder Height	-	-	short				very high	-
Udder Support (Central Ligament)	-	-	broke				strong	-
Udder Depth	-	-	very low				shallow	-
Udder Width	-	-	narrow				apart	-
Front Teat Placement	-	-	apart				narrow	-
Teat Length	-	-	short				long	-
Rear Teat Placement	-	-	outside				inside	-
Dairy Character	-	-	coarse				angular	-
Condition	-	-	poor				tight	-
Locomotion	-	-	poor				excellent	-
Bone Structure	-	-	poor				excellent	-

**WORKABILITY**

Trait	Type of evaluation	EBV	80	100	120	Rel.	Number of daughters	Number of barns
Milking Speed	-	-					-	-
Temperament	-	-					-	-

**CALVING**

Trait	Type of evaluation	EBV	80	100	120	Rel.	Number of daughters	Number of barns
-------	--------------------	-----	----	-----	-----	------	---------------------	-----------------

Trait	Type of evaluation	EBV	80	100	120	Rel.	Number of daughters	Number of barns
Direct Calving Ease	MACE	108				0.37	-	-
Maternal Calving Ease	MACE	94				0.40	-	-
Direct Calf Mortality	MACE	113				0.33	-	-
Maternal Calf Mortality	MACE	108				0.44	-	-

**ZDROWOTOŚĆ RACIC**

Trait	Type of evaluation	EBV	80	100	120	Rel.	Number of daughters	Number of barns
Digital dermatitis	-	-				-	-	-